



College of Arts,
Science &
Commerce (Autonomous)

RISE WITH EDUCATION

NAAC REACCREDITED - 'A' GRADE

SIES COLLEGE OF ARTS, SCIENCE AND COMMERCE, (AUTONOMOUS), SION (W),
MUMBAI -400 022

NAAC SSR – CYCLE 4 : 2018-2023

Metric No.7 : 7.1.2: Alternate sources of energy and energy conservation

Sr. No.	Wheeling to the Grid Documents	Page numbers
1	2018-2020	1-2
2	2018-2021	3-4
3	2018-2023	5-6

This is to certify that the attached documents have been verified and found to be true.




Principal
SIES College of Arts, Science &
Commerce (Autonomous)
Sion (West), Mumbai - 400 022.

Solar Power Plant Report

SIES ASCS Sion West

Annual Summary of Plant

Plant Name	Year	No. of days	Yield	Comment
SIES Sion- 81.25 Kw	2018	282	1.27	Net meter installed Successfully as on 24.2.2019 and received Net Meter Agreement .
SIES Sion- 81.25 Kw	2019	365	3.85	
SIES Sion- 81.25 Kw	2020	365	3.70	

Annual Savings of SIES ASC Sion West 81.25 kwh -(1st April-2020 to 31th March-2021) :-

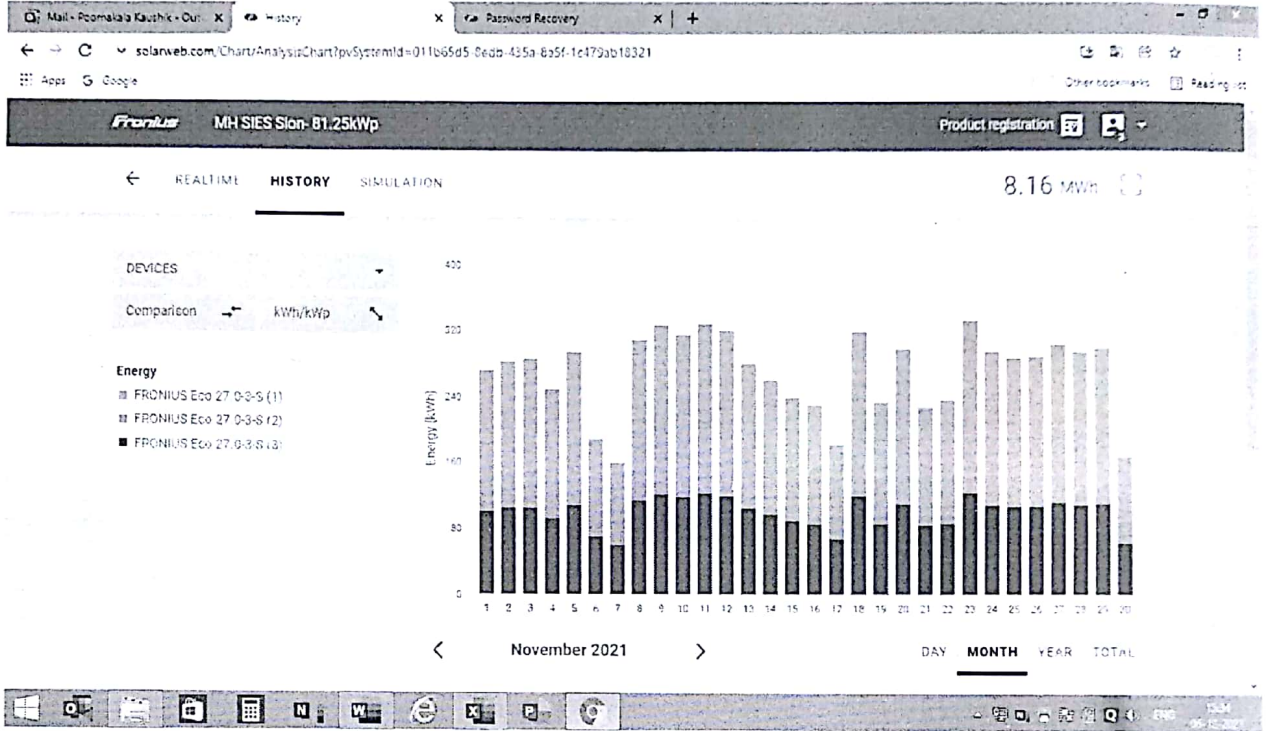
As confirmed by M/S Fourth Partner during the past Twelve months our Sion West plant has generated 1,11,350 kWh units of electricity, resulting in approximate savings of INR 12,24,850.00 (Rupees twelve Lakh Twenty Four Thousand eight Hundred fifty).(@ Rs.11/Unit).

SIES Sion West 81.25 Kwp Plant Power Generation

Net meter Installed Successfully as on 24.02.2019 Sunday. **Reading for the month November 2021: 8.16 MWH.**
Annual Reading for SIES Sion West 81.25 Kwp: Received first E-meter bill for the month of June 19 , as confirmed by Solar Forth Partner on request from our Accounts team, As per Instruction from DGM(ES) , Divisional Engineer (BEST)stopped Electricity Duty Exemption with immediate effect and levied Electricity Duty @ 21% as per part 'B' of Maharashtra Electricity Duty at 2016.
In our case Electricity Duty is applied in bill from May 2019 and recovery of previous Electricity Duty from September 2016 to April 2019 will be applied.
Attached Division Engineer letter for your reference.



PRINCIPAL



Monthly Reading from Jan 2018 To November 2021

Reading for the year 2018		Reading for the year 2019		Reading for the year 2020		Reading for the year 2021	
Month	Reading in Kwh	Month	Reading in Kwh	Month	Reading in Kwh	Month	Reading in Kwh
		Jan-19	3,524.70 Kwh	Jan-20	9.79 Mwh	Jan-21	8.91 Mwh
		Feb-19	3,396.64 Kwh	Feb-20	10.20 Mwh	Feb-21	9.40 Mwh
Mar-18	875.54 Kwh	Mar-19	13.10 Mwh	Mar-20	12.56 Mwh	Mar-21	11.04 Mwh
Apr-18	3994.73 Kwh	Apr-19	12.87 Mwh	Apr-20	11.65 Mwh	Apr-21	11.14 Mwh
May-18	4161.67 Kwh	May-19	13.36 Mwh	May-20	11.26 Mwh	May-21	10.23 Mwh
Jun-18	2391.32 Kwh	Jun-19	8.78 Mwh	Jun-20	8.45 Mwh	Jun-21	7.91Mwh
Jul-18	1840.32 Kwh	Jul-19	5.73 Mwh	Jul-20	6.83 Mwh	July-21	6.89 Mwh
Aug-18	2400.23 Kwh	Aug-19	7.24 Mwh	Aug-20	5.80 Mwh	Aug-21	7.20 Mwh
Sep-18	3454.27 Kwh	Sep-19	6.55 Mwh	Sep-20	7.62 Mwh	Sep-21	6.70 Mwh
Oct-18	3624.21 Kwh	Oct-19	8.93 Mwh	Oct-20	8.22 Mwh	Oct-21	9.92Mwh
Nov-18	3403.64 Kwh	Nov-19	9.09 Mwh	Nov-20	9.18 Mwh	Nov-21	8.16 Mwh
Dec-18	3197.10 Kwh	Dec-19	7.39 Mwh	Dec-20	8.49 Mwh		



[Signature]
PRINCIPAL



Solar Power Plant Report
Till the Month Feb 2022 of
SIES ASC Sion West


Annual Summary of Plant

Plant Name	Year	No. of days	Av.Yield	Comment
SIES Sion- 81.25 Kw	2018	282	1.27	Net meter installed Successfully as on 24.2.2019 and received Net Meter Agreement
SIES Sion- 81.25 Kw	2019	365	3.85	
SIES Sion- 81.25 Kw	2020	365	3.70	
SIES Sion- 81.25 Kw	2021	365	3.56	

Annual Savings of SIES ASC Sion West 81.25 kwh :-

As confirmed by M/S Fourth Partner during the past Twelve months our Sion West plant has generated 1,11,350 kWh units of electricity, resulting in approximate savings of INR 12,24,850.00 (Rupees twelve Lakh Twenty Four Thousand eight Hundred fifty).(@ Rs.11/Unit).




Principal
SIES College of Arts, Science &
Commerce (Autonomous)
Sion (West), Mumbai - 400 022.

SIES Sion West 81.25 Kwp Plant Power Generation

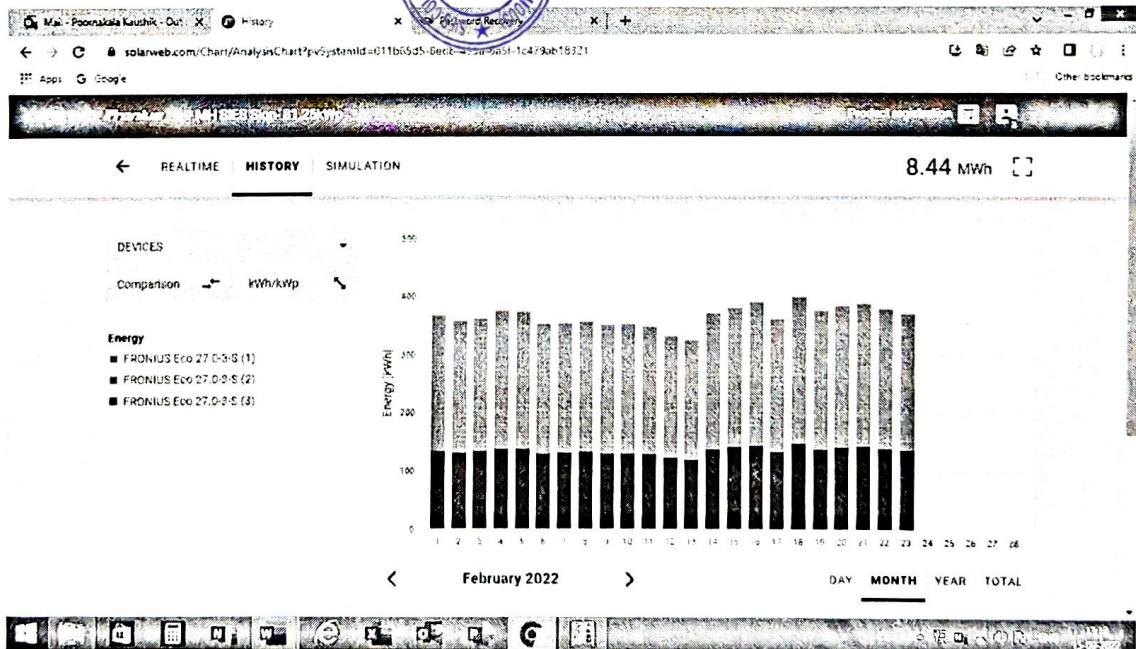
Net meter Installed Successfully as on 24.02.2019 Sunday. Reading for the month Feb 2022: **8.44 MWh**.

Annual Reading for SIES Sion West 81.25 Kwp: Received first E-meter bill for the month of June 19, as confirmed by Solar Forth Partner on request from our Accounts team. As per Instruction from DGM(ES), Divisional Engineer (BEST) stopped Electricity Duty Exemption with immediate effect and levied Electricity Duty @ 21% as per part 'B' of Maharashtra Electricity Duty at 2016.

In our case Electricity Duty is applied in bill from May 2019 and recovery of previous Electricity Duty from September 2016 to April 2019 will be applied. Attached Division Engineer letter for your reference.

Monthly Reading from Jan 2018 To Feb 2022

Reading for the year 2018		Reading for the year 2019		Reading for the year 2020		Reading for the year 2021		Reading for the year 2022	
Month	Reading in Kwh	Month	Reading in Kwh	Month	Reading in Kwh	Month	Reading in Kwh	Month	Reading in Kwh
		Jan-19	3,524.70 Kwh	Jan-20	9.79 Mwh	Jan-21	8.91 Mwh	Jan-22	9.27 Mwh
		Feb-19	3,396.64 Kwh	Feb-20	10.20 Mwh	Feb-21	9.40 Mwh	Feb-22	8.44 Mwh
Mar-18	875.54 Kwh	Mar-19	13.10 Mwh	Mar-20	12.56 Mwh	Mar-21	11.04 Mwh	Mar-22	
Apr-18	3994.73 Kwh	Apr-19	12.87 Mwh	Apr-20	11.65 Mwh	Apr-21	11.14 Mwh	Apr-22	
May-18	4161.67 Kwh	May-19	13.36 Mwh	May-20	11.26 Mwh	May-21	10.23 Mwh	May-22	
Jun-18	2391.32 Kwh	Jun-19	8.78 Mwh	Jun-20	8.45 Mwh	Jun-21	7.91 Mwh	Jun-22	
Jul-18	1840.32 Kwh	Jul-19	5.73 Mwh	Jul-20	6.83 Mwh	Jul-21	6.89 Mwh	Jul-22	
Aug-18	2400.23 Kwh	Aug-19	7.24 Mwh	Aug-20	5.80 Mwh	Aug-21	7.20 Mwh	Aug-22	
Sep-18	3454.27 Kwh	Sep-19	6.55 Mwh	Sep-20	7.62 Mwh	Sep-21	6.70 Mwh	Sep-22	
Oct-18	3624.21 Kwh	Oct-19	8.93 Mwh	Oct-20	8.22 Mwh	Oct-21	9.92 Mwh	Oct-22	
Nov-18	3403.64 Kwh	Nov-19	9.09 Mwh	Nov-20	9.18 Mwh	Nov-21	8.16 Mwh	Nov-22	
Dec-18	3197.10 Kwh	Dec-19	7.39 Mwh	Dec-20	8.49 Mwh	Dec-21	8.12 Mwh	Dec-22	



(Handwritten Signature)

Principal
SIES College of Arts, Science &
Commerce (Autonomous)
Sion (West), Mumbai - 400 022.



Solar Power Plant Report
Till the Month December 2023 of
SIES ASC Sion West

Annual Summary of Plant

Plant Name	Year	No. of days	Av.Yield	Comment
SIES Sion- 81.25 Kw	2018	282	1.27	Net meter installed Successfully as on 24.2.2019 and received Net Meter Agreement.
SIES Sion- 81.25 Kw	2019	365	3.85	
SIES Sion- 81.25 Kw	2020	365	3.70	
SIES Sion- 81.25 Kw	2021	365	3.56	

Annual Savings of SIES ASC Sion West 81.25 kwh -(1st April-2020 to 31th March-2021) :-

As confirmed by M/S Fourth Partner during the past Twelve months our Sion West plant has generated 1,11,350 kWh units of electricity, resulting in approximate savings of INR 12,24,850.00 (Rupees twelve Lakh Twenty Four Thousand eight Hundred fifty).(@ Rs.11/Unit).



[Signature]
Principal
SIES College of Arts, Science &
Commerce (Autonomous)
Sion (West), Mumbai - 400 022.

SIES Sion West 81.25 Kwp Plant Power Generation

Net meter Installed Successfully as on 24.02.2019 Sunday.

Annual Reading for SIES Sion West 81.25 Kwp: Received first E-meter bill for the month of June 19, as confirmed by Solar Forth Partner on request from our Accounts team, As per Instruction from DGM(ES), Divisional Engineer (BEST) stopped Electricity Duty Exemption with immediate effect and levied Electricity Duty @ 21% as per part 'B' of Maharashtra Electricity Duty at 2016.

In our case Electricity Duty is applied in bill from May 2019 and recovery of previous Electricity Duty from September 2016 to April 2019 will be applied. Attached Division Engineer letter for your reference.

Monthly Reading from Jan 2018 To December 2023

Reading for the year 2018		Reading for the year 2019		Reading for the year 2020		Reading for the year 2021		Reading for the year 2022	
Month	Reading in Kwh	Month	Reading in Kwh	Month	Reading in Kwh	Month	Reading in Kwh	Month	Reading in Kwh
		Jan-19	3,524.70 Kwh	Jan-20	9.79 Mwh	Jan-21	8.91 Mwh	Jan-22	9.27 Mwh
		Feb-19	3,396.64 Kwh	Feb-20	10.20 Mwh	Feb-21	9.40 Mwh	Feb-22	10.21 Mwh
Mar-18	875.54 Kwh	Mar-19	13.10 Mwh	Mar-20	12.56 Mwh	Mar-21	11.04 Mwh	26 Mar-22	7.69 Mwh
Apr-18	3994.73 Kwh	Apr-19	12.87 Mwh	Apr-20	11.65 Mwh	Apr-21	11.14 Mwh	Apr-22	No data
May-18	4161.67 Kwh	May-19	13.36 Mwh	May-20	11.26 Mwh	May-21	10.23 Mwh	May-22	No data
Jun-18	2391.32 Kwh	Jun-19	8.78 Mwh	Jun-20	8.45 Mwh	Jun-21	7.91 Mwh	Jun-22	No data
Jul-18	1840.32 Kwh	Jul-19	5.73 Mwh	Jul-20	6.83 Mwh	July-21	6.89 Mwh	July-22	No data
Aug-18	2400.23 Kwh	Aug-19	7.24 Mwh	Aug-20	5.80 Mwh	Aug-21	7.20 Mwh	Aug-22	No data
Sep-18	3454.27 Kwh	Sep-19	6.55 Mwh	Sep-20	7.62 Mwh	Sep-21	6.70 Mwh	Sep-22	No data
Oct-18	3624.21 Kwh	Oct-19	8.93 Mwh	Oct-20	8.22 Mwh	Oct-21	9.92 Mwh	Oct-22	No data
Nov-18	3403.64 Kwh	Nov-19	9.09 Mwh	Nov-20	9.18 Mwh	Nov-21	8.16 Mwh	Nov-22	No data
Dec-18	3197.10 Kwh	Dec-19	7.39 Mwh	Dec-20	8.49 Mwh	Dec-21	8.12 Mwh	Dec-22	No data

Reading for the year 2023	
Month	Reading in Kwh
Jan-23	No data
Feb-23	No data
Mar-23	9.89 Mwh
Apr-23	11.85 Mwh
May-23	12.34 Mwh
Jun-23	9.39 Mwh
July-23	5.17 Mwh
Aug-23	9.14 Mwh
Sep-23	7.43 Mwh
Oct-23	9.91 Mwh
Nov-23	8.64 Mwh
Dec-23	8.45 Mwh



Sivan
Principal
SIES College of Arts, Science &
Commerce (Autonomous)
Sion (West), Mumbai - 400 022.